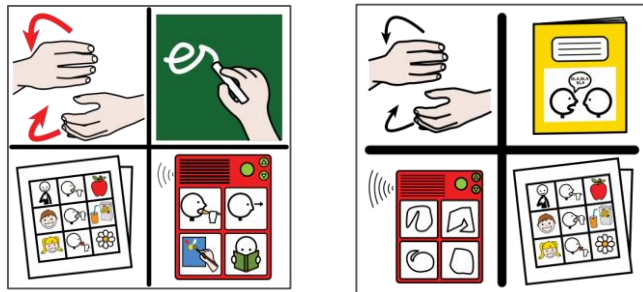




Hermanas
Hospitalarias

FUNDACIÓN PURÍSIMA CONCEPCIÓN



Planes con mi comunicador

Profesorado: TRAMO HABILIDADES ACADÉMICAS

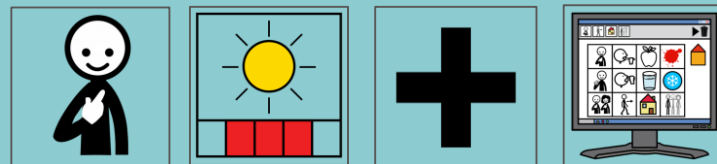
Curso: 2023/2024

Imágenes /ilustraciones:

pictogramas: Sergio Palao. Procedencia: ARASAAC

(<http://catedu.es/arasaac/>) Licencia: CC (BY-NC-AS).

Flaticon



Mi verano + CAA




Este cuadernillo contiene planes para realizar en verano junto al alumno, haciendo uso del **comunicador dinámico**.

El alumno será el protagonista de los planes, escogiendo los ingredientes, los colores, los objetos, las canciones, etc. En función del plan que toque ese día. Atendiendo siempre a su opinión.

En su comunicador tendrá una carpeta llamada “Planes del verano con mi comunicador” y dentro de ella los distintos tableros.

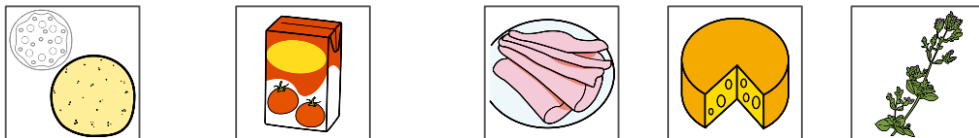
No olvidemos la importancia de modelar: acompañar nuestro lenguaje oral junto a los pictogramas.

1 de Julio



Cocinar una pizza en familia

Ingredientes:


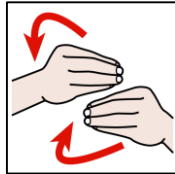


Masa de pizza, tomate, jamón york, queso y orégano




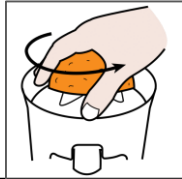
Tablero "cocinar pizza"

2 de Julio




Hacer

limonada

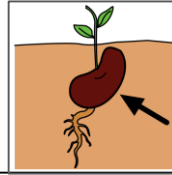


Ingredientes: exprimir los limones, agua y azúcar


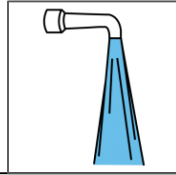


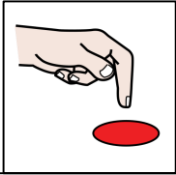


Tablero "Hacer limonada"

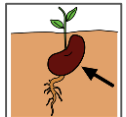
3 de Julio



Plantar una semilla

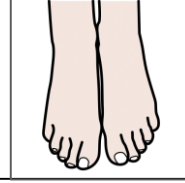
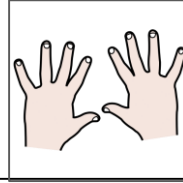



Se necesita: vaso, algodón, agua y lentejas.


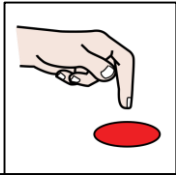


Tablero "Plantar una semilla"


4 de Julio



Pintura con las manos y pies




Se necesita: pintura de colores




Tablero "Pintura y colores"

5 de Julio

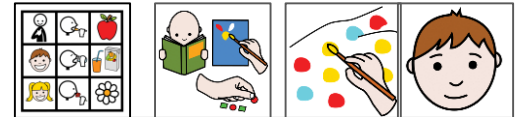


Actividad

pintacaras




Se necesita: pintura de cara de colores y pegatinas.

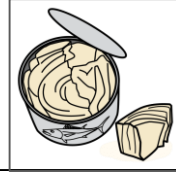

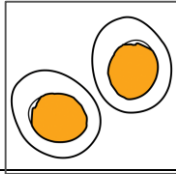



Tablero "Taller Pintacaras"



6 de Julio



Ensalada de pasta




Ingredientes: tomate, huevo duro, pasta, aceitunas, atún, maíz



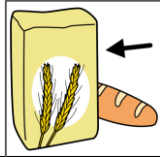
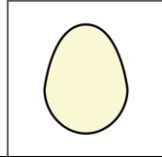


Tablero "Cocina ensalada de Pasta"


7 de Julio



Hacer galletas caseras






Ingredientes: batir los huevos, harina, pepitas de chocolate, ralladura limón, horno.



Tablero "Galletas caseras"

8 de Julio




				
Ser	el	DJ	de la	discoteca

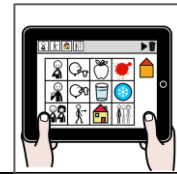
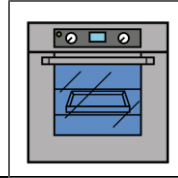


		
Se necesita: altavoz, música		

		
Tablero "DJ de la Disco"		


9 de Julio



Cocinar mini croissants





Ingredientes: masa de hojaldre, chocolate, azúcar, horno y comunicador

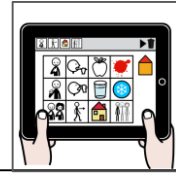

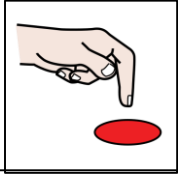


Tablero "Cocinar croissants"

10 de Julio



Juego de animales





Se necesita: animales (juguete, peluche, fotos...) y comunicador



Tablero "Animales"

11 de Julio

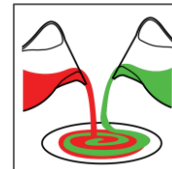

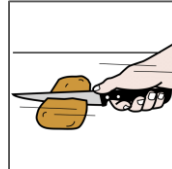
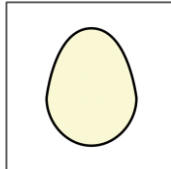


Cocinar

tortilla

de

patatas



Ingredientes:

batir



huevo,

cortar

patatas,

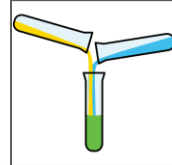
mezclar,

sartén

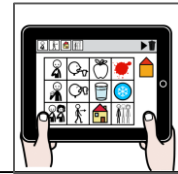
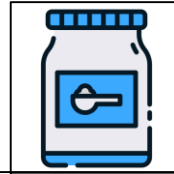
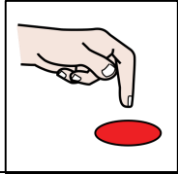


Tablero "Tortilla de patatas"

12 de Julio



Colores y experimentos




Se necesita: vinagre, pintura de colores, bicarbonato y el comunicador


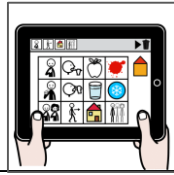
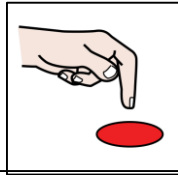


Tablero "Colores"

13 de Julio



Cuento Monstruo de Colores





Se necesita: comunicador dinámico y modelar

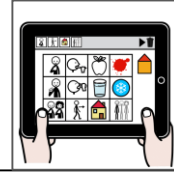

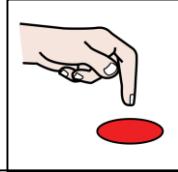


Tablero "Monstruo de Colores"


14 de Julio



Juego de la Pesca

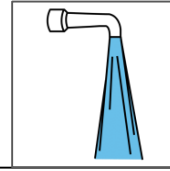



Se necesita: pececillos de juguete, comunicador dinámico

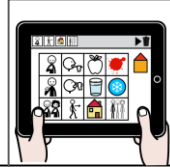
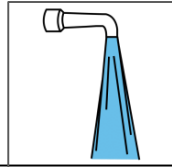

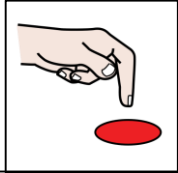


Tablero "Peces de colores"

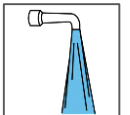

15 de Julio



Guerra de globos de agua




Se necesita: globos, agua y comunicador




Tablero "Guerra de agua"

16 de Julio



Exprimir zumo de naranja

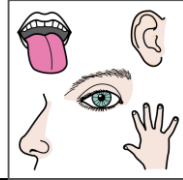
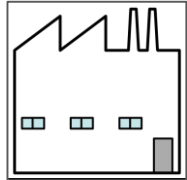


Se necesita: exprimidor o licuadora, naranjas y el comunicador

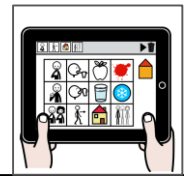
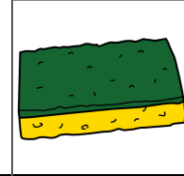

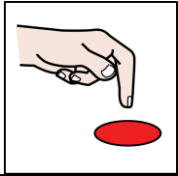


Tablero: "Exprimir"

17 de Julio



Taller de los sentidos



Se necesita: vela, azúcar, colonia, campana, estropajo y comunicador

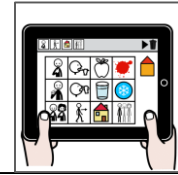
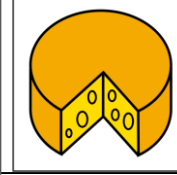


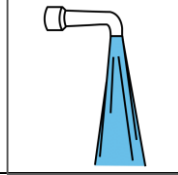

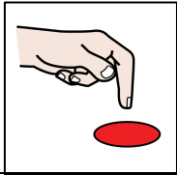


Tablero: "Sentidos"

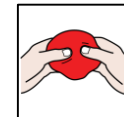
18 de Julio



Día de Picnic




Se necesita: sandwich, agua, patatas fritas, fruta, queso y comunicador

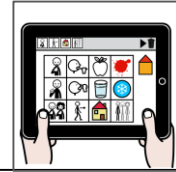
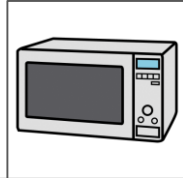
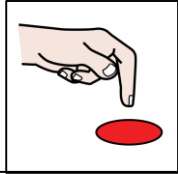


Tablero: "Preparamos cesta picnic"

19 de Julio



Hacer palomitas




Se necesita: palomitas, microondas y comunicador


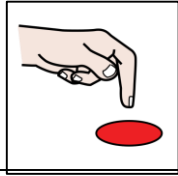


Tablero: "Hacer palomitas"

20 de Julio



Salida al centro comercial

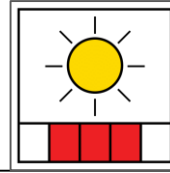
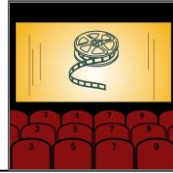
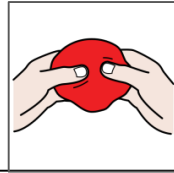


Se necesita: comunicador dinámico y modelar

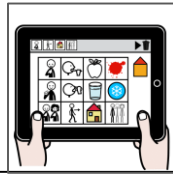
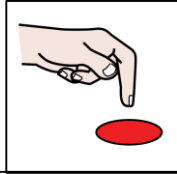


Tablero: "Centro comercial"

21 de Julio



Hacer un cine de verano




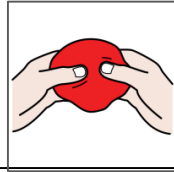
Se necesita: película, comunicador




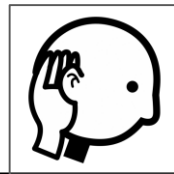

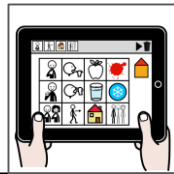
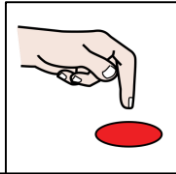
Tablero: "Opiniones"

(le preguntamos que le ha parecido y nos cuenta su opinión)

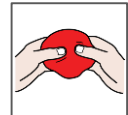
22 de Julio



Hacemos la compra en familia

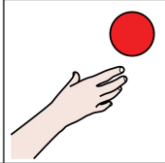


Se necesita: comunicador, modelar y escuchar al alumno/a


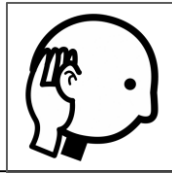

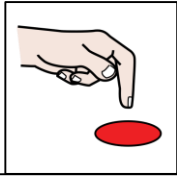


Tablero: Hacer la compra


23 de Julio



Yo pido los helados en la heladería


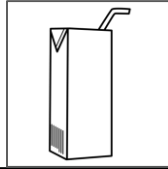
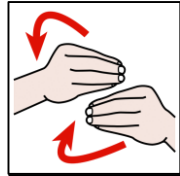


Se necesita: comunicador, modelar y escuchar al alumno/a


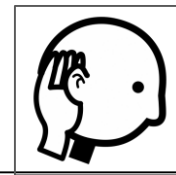
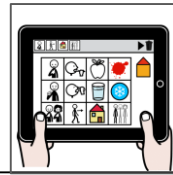


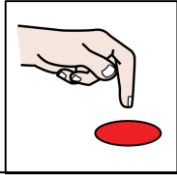


Tablero: "Heladería"



24 de Julio



Hacer un batido de frutas



Se necesita: fruta, leche, azúcar, comunicador y escuchar al alumno/a


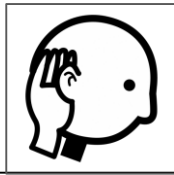
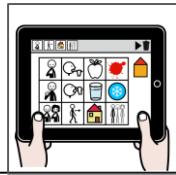
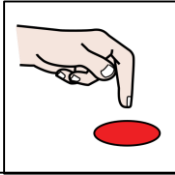


Tablero: "Comida"

25 de Julio



Salida al vivero


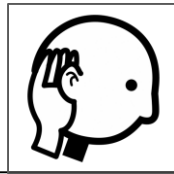
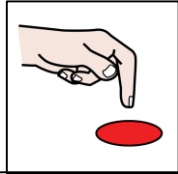
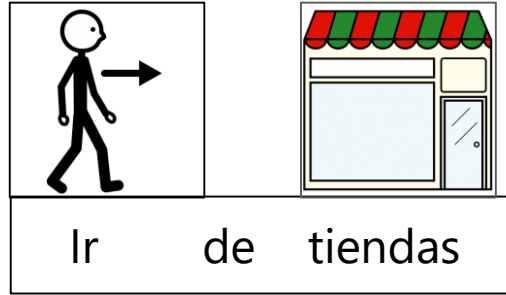


Se necesita: comunicador y escuchar al alumno/a




Tablero: "Jardinería"

26 de Julio





Se necesita: comunicador y escuchar al alumno/a

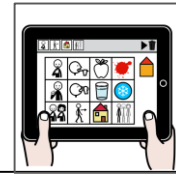








Tablero: "Ropa"


27 de Julio



Cocinamos una empanada


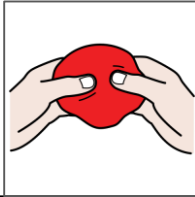


Ingredientes: masa de empanada, tomate, atún, queso, comunicador








Tablero: "Empanada de atún"

28 de Julio



Hacemos una ensalada



Ingredientes: lechuga, tomate, aceitunas, queso fresco, aguacate



Tablero: "Frutas y verduras"

29 de Julio



Ir a la tienda de juguetes


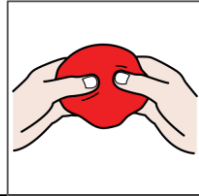


Se necesita: comunicador y escuchar al alumno/a


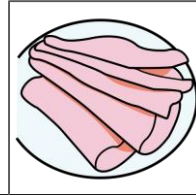
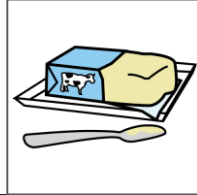



Tablero: "Juguetes"

30 de Julio



Hacer un sandwich



Ingredientes: pan, mantequilla, jamón york, lonchas de queso



Tablero: "Comida"



Hermanas
Hospitalarias