






RECETA CON MANDARINAS




Cocinamos recetas con fruta

Imágenes /ilustraciones y vídeos:




pictogramas: Sergio Palao. Procedencia: ARASAAC
(<http://catedu.es/arasaac/>) Licencia: CC (BY-NC-AS).
Google imágenes. Youtube música y audiovisual





Mandarina

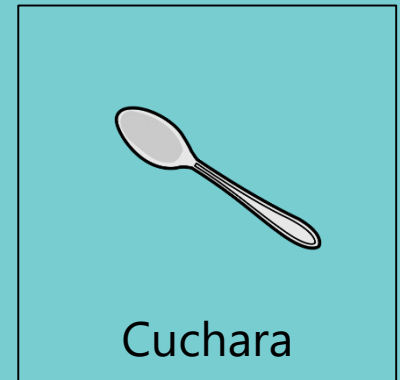
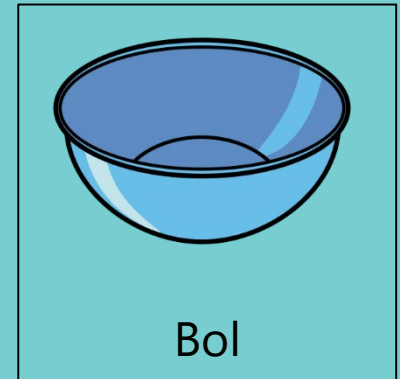





Mandarinas al chocolate



¿Qué necesitamos?






¿Qué necesitamos?



Ingredientes



3 Mandarinas



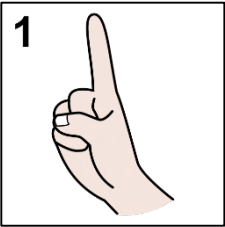
Otras frutas



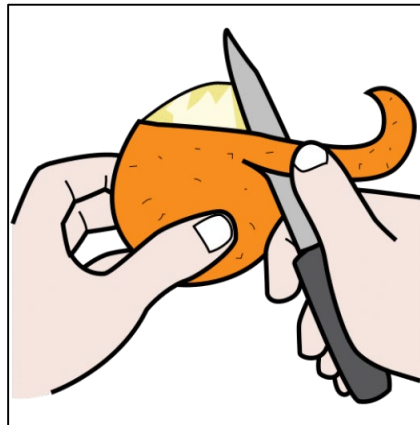
Chocolate




Almíbar



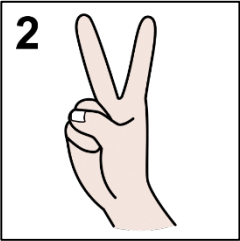
Paso 1



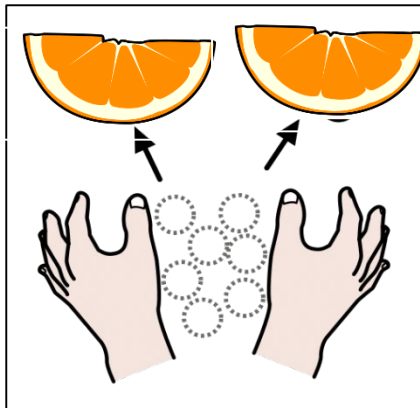
Pelar




mandarinas



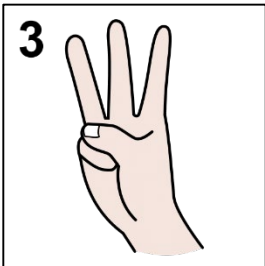
Paso 2




Separar




gajos




Paso 3



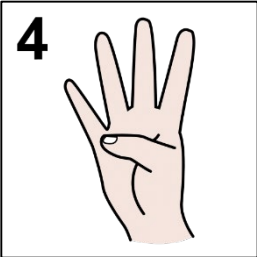
Pinchar




los gajos



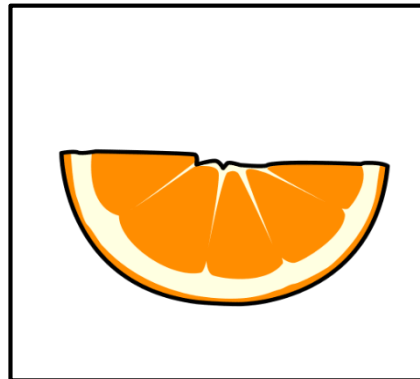
en palillos



Paso 4



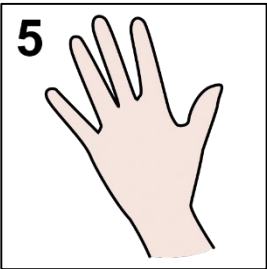
Untar



los gajos




con almíbar



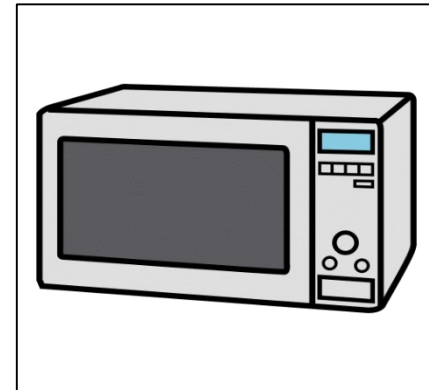
Paso 5



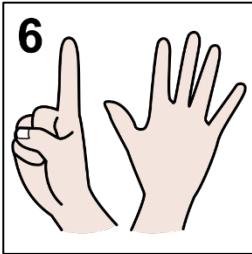
Derretir




chocolate




en el microondas



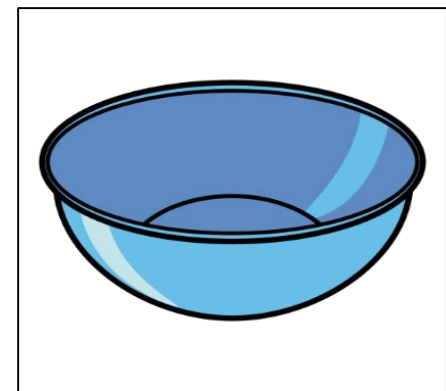
Paso 6



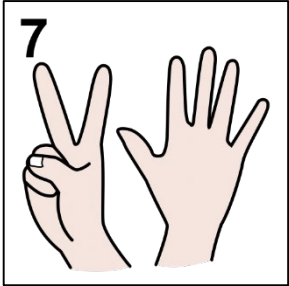
Meter





los gajos





en el chocolate



Paso 7



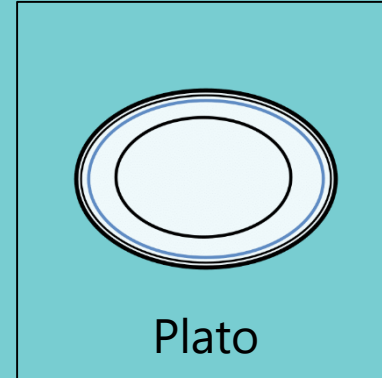

¡A disfrutar!



Crep de fruta



¿Qué necesitamos?







¿Qué necesitamos?




Ingredientes




4 Moras



1 Plátano



2 Mandarinas



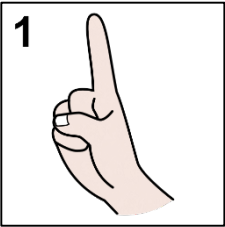
Bolas de
chocolate




Crema de cacao



6 Creps




Paso 1



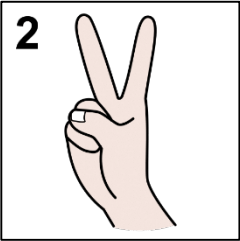
Pensar




en la cara




de un león



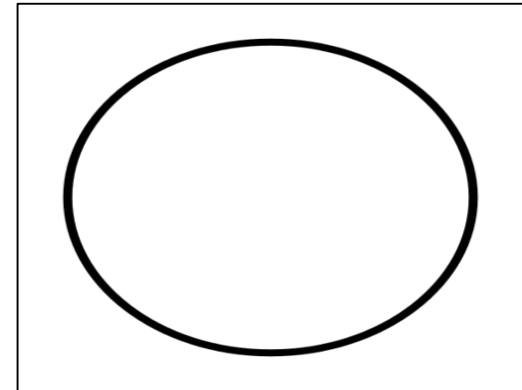
Paso 2



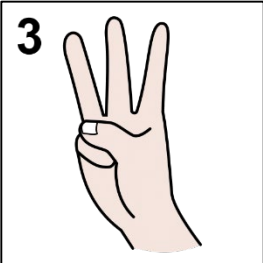
Cortar




1 crep




en forma de círculo



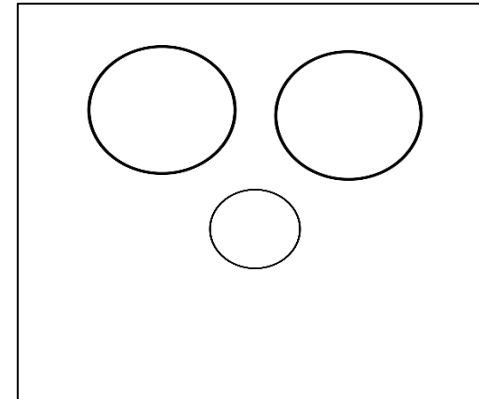
Paso 3



Cortar



1 crep



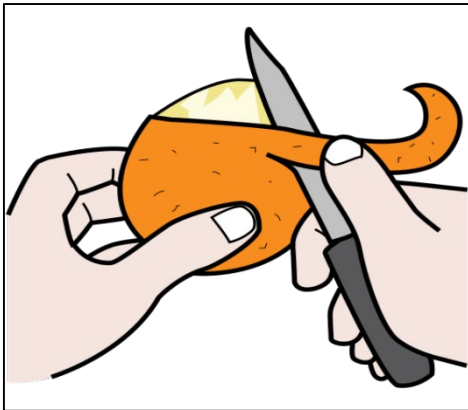
y hacer 3 círculos




4




Paso 4



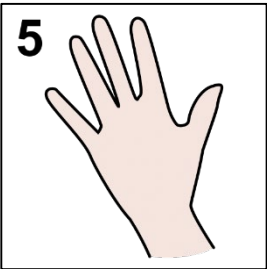
Pelar




plátano




y mandarina



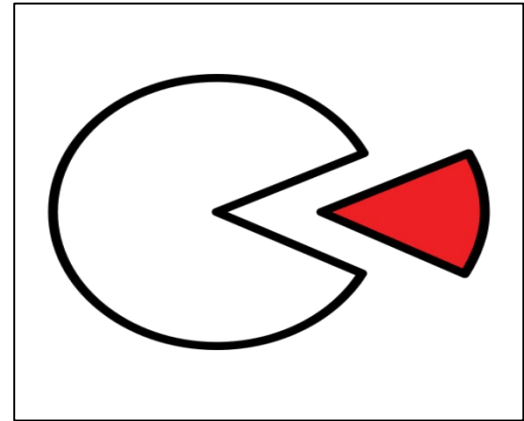
Paso 5



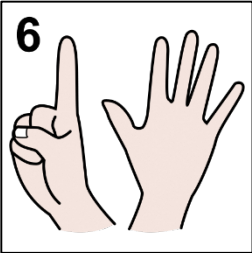
Cortar



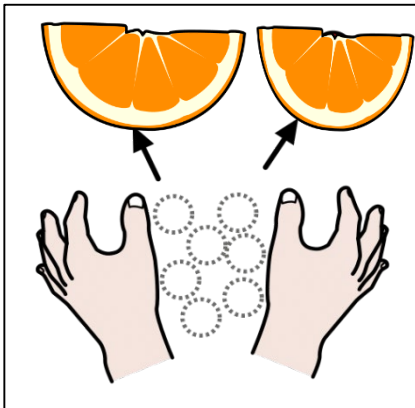
plátano




en trozos




Paso 6



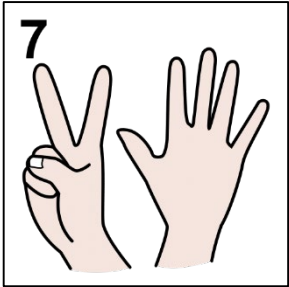
Separar




los gajos



de la mandarina



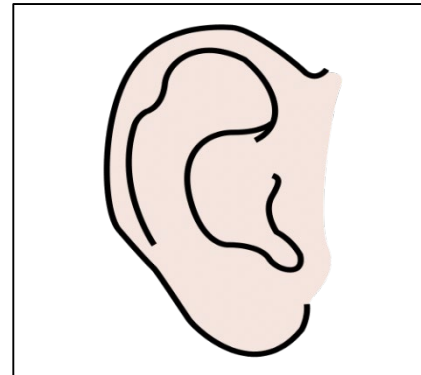
Paso 7



Untar



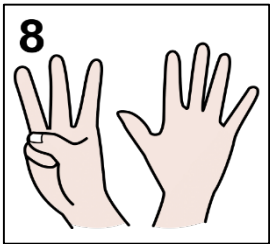
chocolate



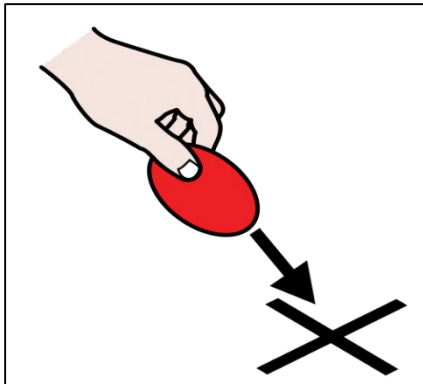
en las orejas




del león




Paso 8



Poner



1 mora



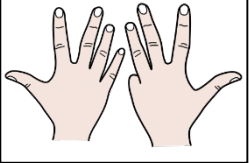
en la nariz



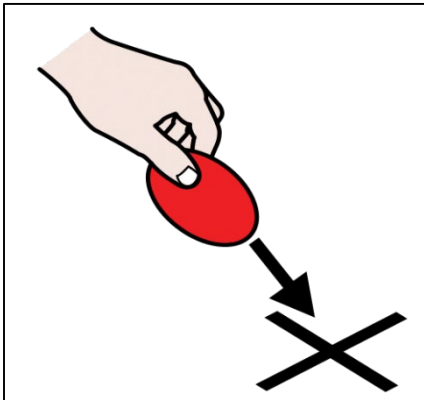
del león



9




Paso 9



Poner



bolas de choco encima




del plátano




10




Paso 10



Poner



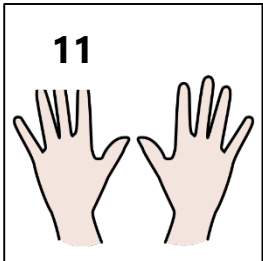
gajos





como melena



del león



Paso 11



¡A disfrutar!

ASPROGRADES

Asociación a Favor de Personas
con Discapacidad Intelectual



**Hermanas
Hospitalarias**

FUNDACIÓN PURÍSIMA CONCEPCIÓN