









Alumno/a - fecha- observ.

Series 

Piensa... ¿qué toca ahora?
Dibuja o Recorta las imágenes de la ficha siguiente y pega, según corresponda.

						
---	---	---	---	---	---	---

Fundación Purísima Concepción CEE - 958150211 Fecha Eval: Fecha Eval: Fecha Eval:

Profesora:

Inmaculada Garrido Jiménez

Imágenes /ilustraciones: pictogramas:

1. Sergio Palao. Procedencia: ARASAAC (<http://catedu.es/arasaac/>)
Licencia: CC (BY-NC-AS).

Miguel Concepción Álvarez.

Pensamos un poco.....
SERIES



Mi nombre es:

Curso:



1. Desarrollo de la atención.
2. Entrenamiento de habilidades lógico matemáticas.
3. Comparar elementos de un conjunto, ordenándolos en base a sus diferencias
4. Percibir, comprender, interpretar diferencias y semejanzas

Propuestas básicas de actividad:

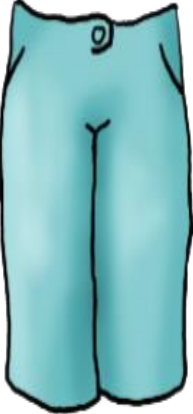

- Se le indicará al niño y a la niña que recorte y pegue según corresponda. Si esta habilidad aún está fuera de su desarrollo, se le pedirá que nos indique de alguna forma qué figura corresponde en cada hueco.
- Es importante pedirle que nos describa cada imagen, con palabras y/o gestos.
- Esta misma actividad se puede hacer sobre una gran cartulina o sobre papel continuo usando objetos reales.









Piensa.... ¿qué toca ahora?

Recorta las imágenes de la ficha siguiente y pega, según corresponda.





						
---	---	--	--	--	--	--





Piensa.... ¿qué toca ahora?



Dibuja o Recorta las imágenes de la ficha siguiente y pega, según corresponda.










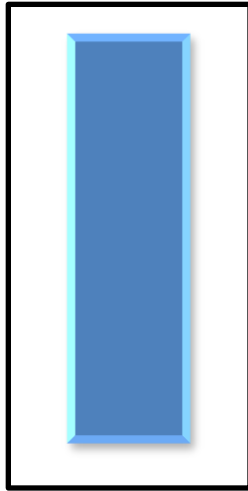
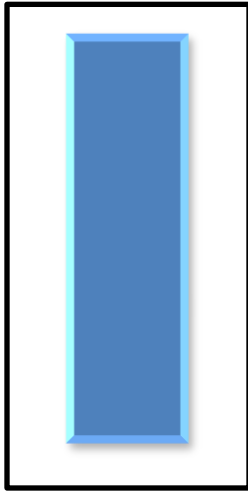

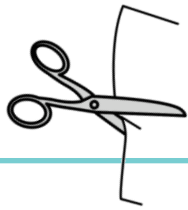
						
---	---	--	--	--	--	--



Piensa.... ¿qué toca ahora?

Dibuja o Recorta las imágenes de la ficha siguiente y pega, según corresponda.



						
---	---	--	--	--	--	--





Piensa.... ¿qué toca ahora?



Dibuja o Recorta las imágenes de la ficha siguiente y pega, según corresponda.










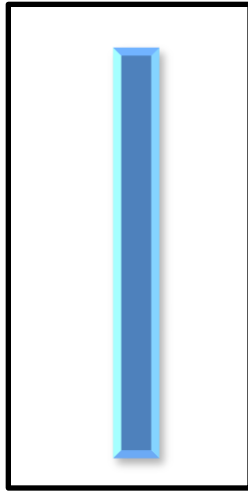


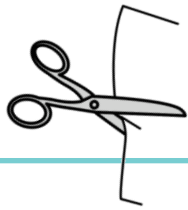
						
---	---	--	--	--	--	--



Piensa.... ¿qué toca ahora?

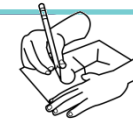
Dibuja o Recorta las imágenes de la ficha siguiente y pega, según corresponda.

						
---	---	--	--	--	--	--



Alumno/a – fecha- observ.

Series





<div data-bbox="79 561 220 986" data-label="Image"></div>	<div data-bbox="276 561 417 715" data-label="Image"></div>							
---	--	--	--	--	--	--	--	--



Piensa.... ¿qué toca ahora?



Dibuja o Recorta las imágenes de la ficha siguiente y pega, según corresponda.







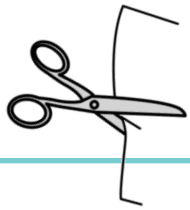
						
---	---	--	--	--	--	--



Piensa.... ¿qué toca ahora?

Dibuja o Recorta las imágenes de la ficha siguiente y pega, según corresponda.



						
---	---	--	--	--	--	--





Piensa.... ¿qué toca ahora?



Dibuja o Recorta las imágenes de la ficha siguiente y pega, según corresponda.












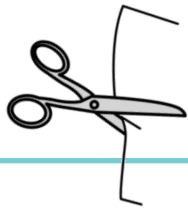
							
---	---	--	--	--	--	--	--



Piensa.... ¿qué toca ahora?

Dibuja o Recorta las imágenes de la ficha siguiente y pega, según corresponda.



							
---	---	--	--	--	--	--	--


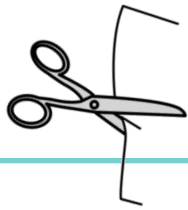




Piensa.... ¿qué toca ahora?

Dibuja o Recorta las imágenes de la ficha siguiente y pega, según corresponda.



							
---	---	--	--	--	--	--	--






























Piensa.... ¿qué toca ahora?

Dibuja o Recorta las imágenes de la ficha siguiente y pega, según corresponda.



								
--	---	--	--	--	--	--	--	--























								
--	---	---	--	--	--	--	--	--

--	--	--	--	--	--	--	--	--


Fecha Eval: _____

Fecha Eval: _____

Fecha Eval: _____















								
--	---	---	--	--	--	--	--	--

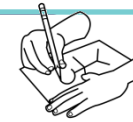
--	--	--	--	--	--	--	--	--

Fecha Eval: _____

Fecha Eval: _____

Fecha Eval: _____





--	--	--	--	--	--	--	--	--

--	--	--	--	--	--	--	--	--



--	--	--	--	--	--	--	--	--

--	--	--	--	--	--	--	--	--

Fecha Eval: _____

Fecha Eval: _____

Fecha Eval: _____