

YO ME QUEDO EN CASA

Profesor:

ISRAEL RAMOS MARRERO

Imágenes /ilustraciones:


#Soyvisual. Fundación Orange. Licencia: CC (BY-NC-SA) —

www.soyvisual.org

pictogramas: Sergio Palao. Procedencia: ARASAAC

(<http://catedu.es/arasaac/>) Licencia: CC (BY-NC-AS).

GUÍA DE ACTIVIDADES:

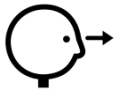


TRABAJO LOS COLORES


OBJETIVOS:




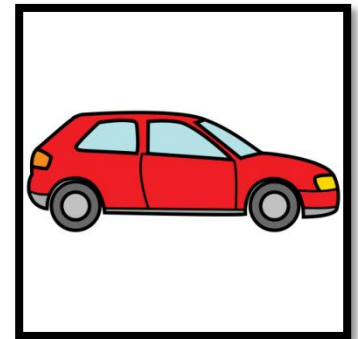

- Observar y conocer los colores primarios y secundarios.
- Discriminar entre los diferentes colores primarios y secundarios.
- Adquirir el señalado ante instrucciones sencillas.
- Relacionar los colores con diferentes objetos/elementos de la vida cotidiana.
- Pintar como forma de expresarse.
- Centrar la atención con una actividad lúdica y sencilla.



OBSERVO EL COLOR ROJO



ROJO




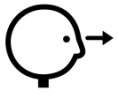


SEÑALA CON EL DEDO LOS ELEMENTOS ROJOS

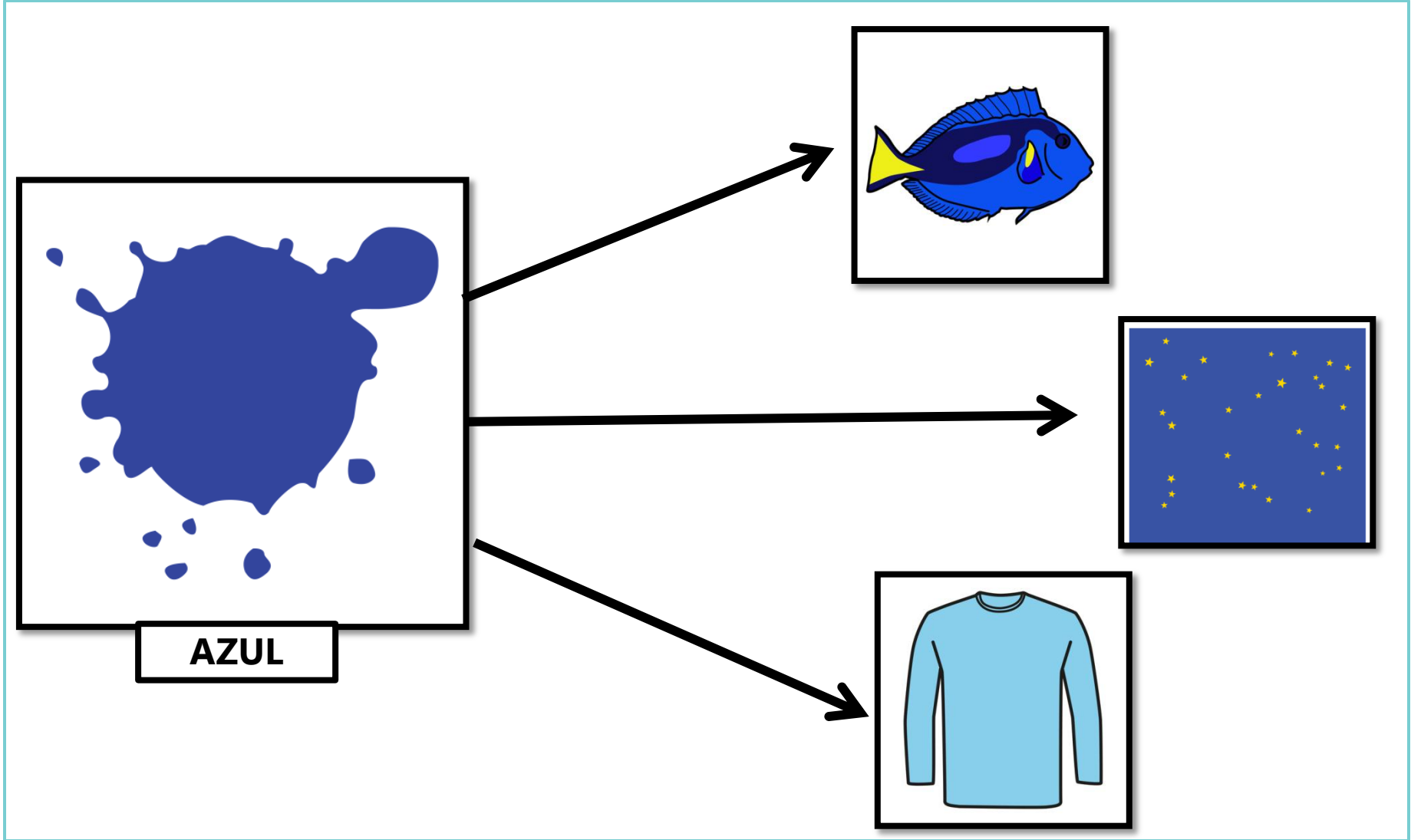


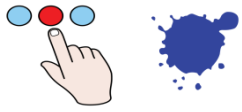
ROJO






OBSERVO EL COLOR AZUL




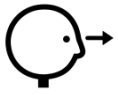


SEÑALA CON EL DEDO LOS ELEMENTOS AZULES

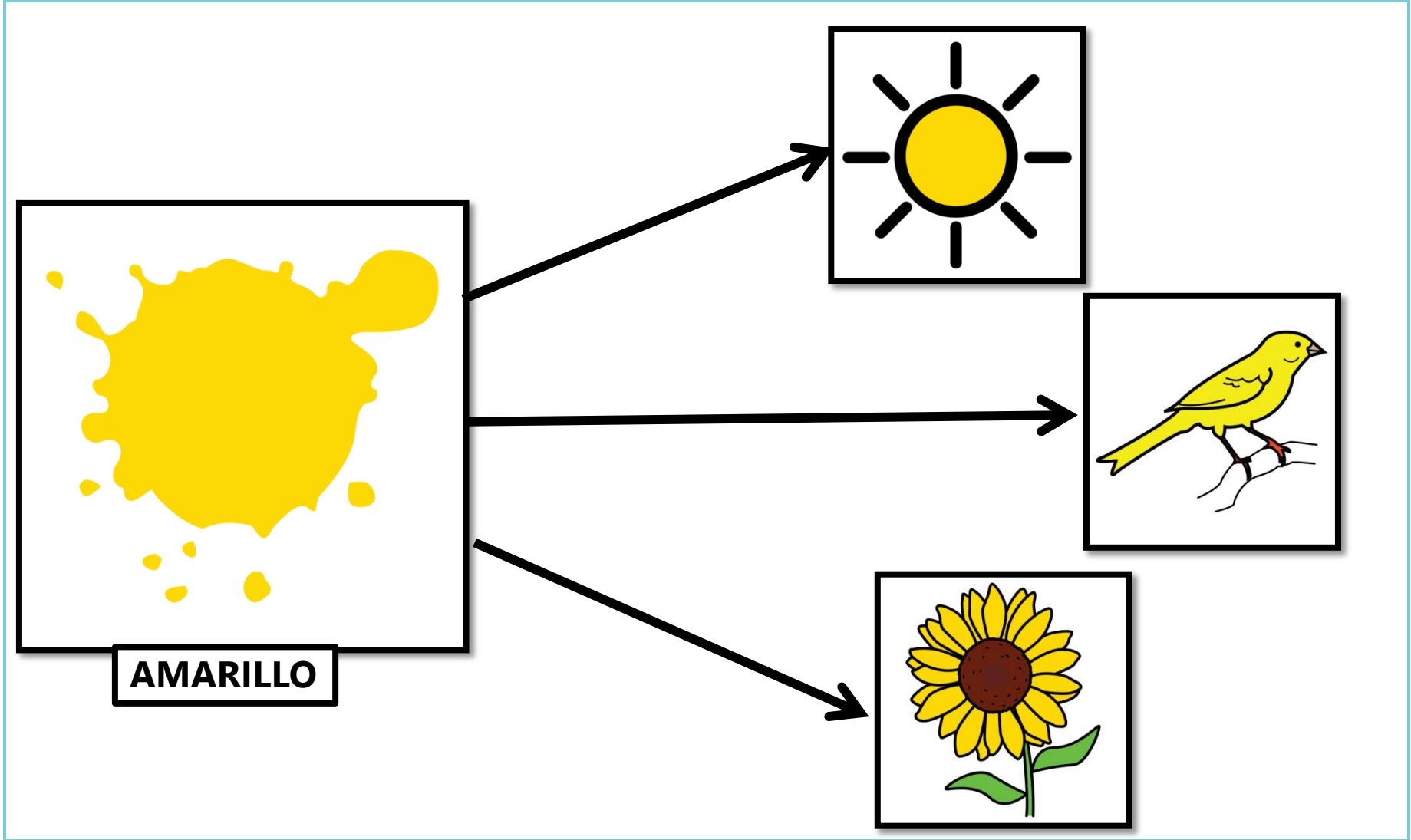



AZUL






OBSERVO EL COLOR AMARILLO




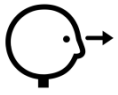


SEÑALA CON EL DEDO LOS ELEMENTOS AMARILLOS




AMARILLO







OBSERVA COMO SE HACE EL COLOR VERDE



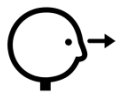
AZUL



AMARILLO



VERDE



OBSERVA COMO SE HACE EL COLOR NARANJA




AMARILLO

+

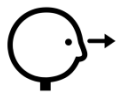


ROJO

=



NARANJA



OBSERVA COMO SE HACE EL COLOR MORADO




ROJO

+

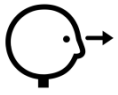


AZUL


=





MORADO

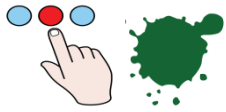


OBSERVO EL COLOR VERDE




VERDE




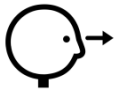


SEÑALA CON EL DEDO LOS ELEMENTOS VERDES




VERDE








OBSERVO EL COLOR NARANJA



NARANJA

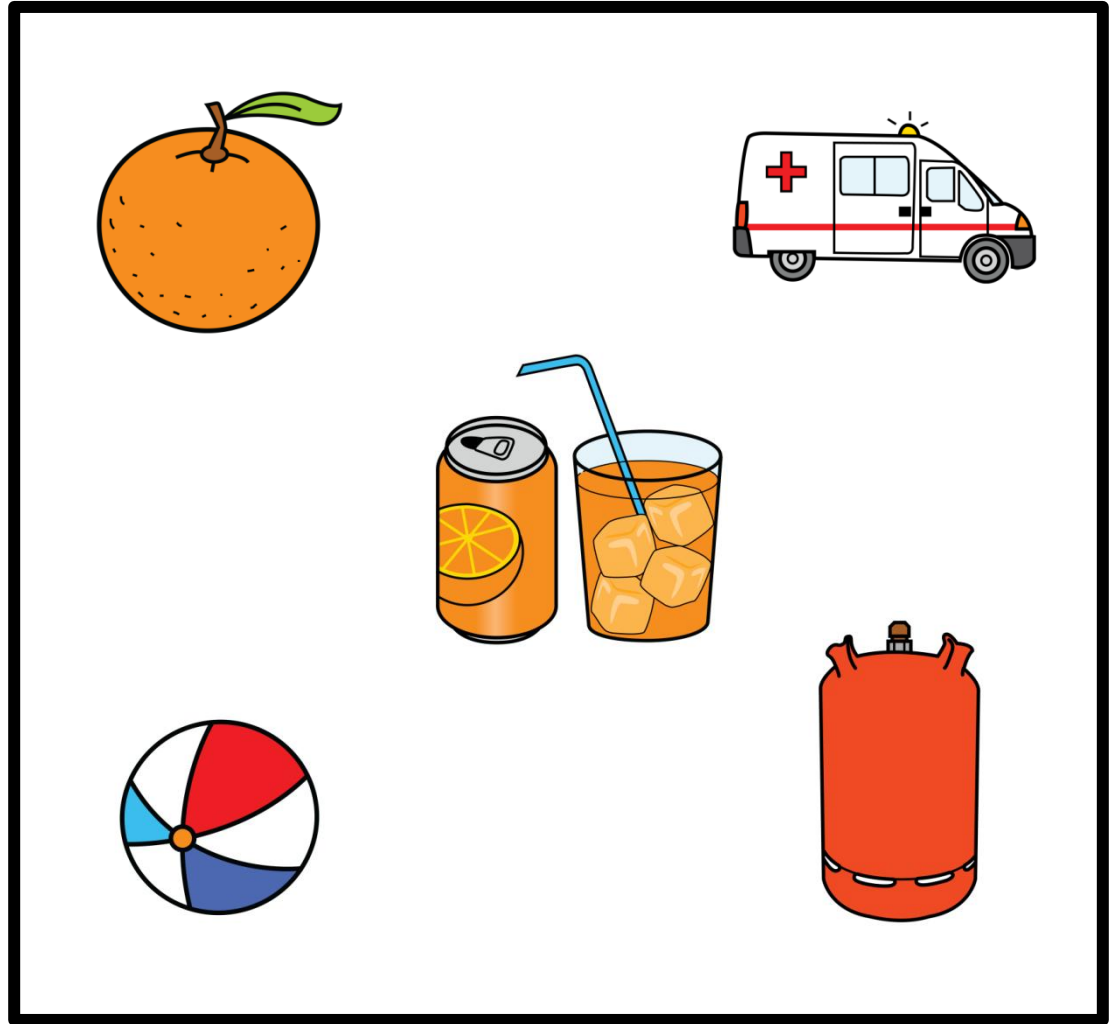


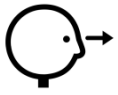


SEÑALA CON EL DEDO LOS ELEMENTOS NARANJAS




NARANJA






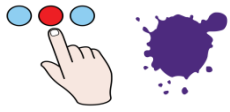


OBSERVO EL COLOR MORADO




MORADO




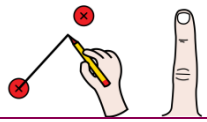


SEÑALA CON EL DEDO LOS ELEMENTOS MORADOS







MORADO





UNE CON EL DEDO LOS COLORES CON LOS LÁPICES.

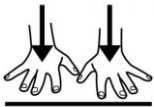




Pintamos un arcoíris.



Por último pintamos un arcoíris con los colores que hemos visto en el cuaderno. En folio o cartulina y la colgamos en el balcón o ventana, así animamos a los demás niños del vecindario.



YO ME QUEDO EN CASA

26/03/2020



**Hermanas
Hospitalarias**
FUNDACIÓN PURÍSIMA CONCEPCIÓN